

2019 CHNA Steering Committee Meeting

8-26-19

Time	Agenda Item	Goal/Purpose	Proposed Actions	Attachments
10:00AM	Introductions – All <ul style="list-style-type: none"> Review Agenda Review of Meeting Standards 			
10:05AM	Potential Needs – All	Share and discuss identified potential needs	Information/Discussion	
10:45AM	Regional Report-Out and Consensus Workshop – All	Discuss the workshop agenda, voting, discussion questions, and invites	Discussion	2019 CHNA – Regional Report Out and Consensus Workshop Agenda
11:25AM	Next Meeting – All	Discuss next steps	Discussion	
11:30AM	Adjourn – All			

Meeting Standards

- Identify yourself before you speak
- Limit noise
 - In-Person: Please limit side conversations
 - On-the-Phone: Mute yourself when you're not speaking
- Address individual(s) when asking questions
- Avoid using acronyms



2019 CHNA Potential Needs

Overview



- How
- What
- Why

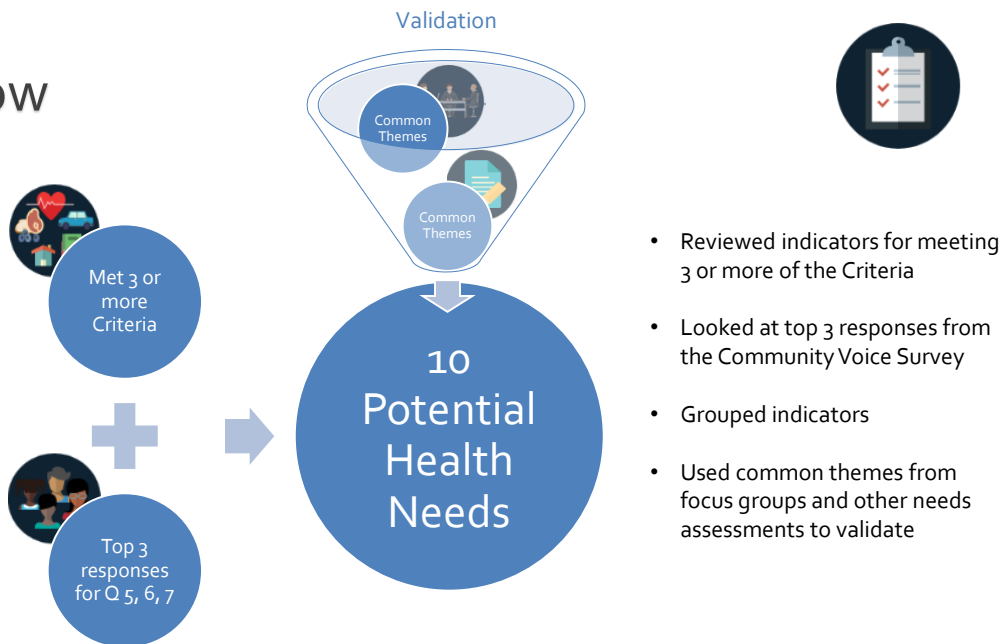
How



2019 Identification Criteria

- The issue affects the greatest number of residents in the region, either directly or indirectly
- The condition or outcome is unambiguously below its desired state, by comparison to a benchmark or its own trend
- There is a large disparity between racial or geographically different population groups
- The issue is predictive of other poor health outcomes
- The issue appears to impact several aspects of community life
- There is some opportunity to change the issue or condition by stakeholders at the regional level

How



What



10 Potential Health Needs

- Access to behavioral health
- Access to care
- Affordable housing
- Chronic disease
- Diet/nutrition
- Education
- Employment
- Substance use
- Teen pregnancy
- Transportation

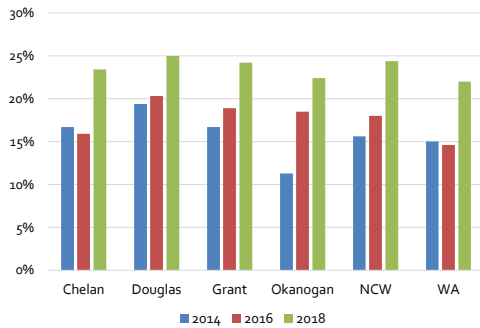
Why



Access to Behavioral Health

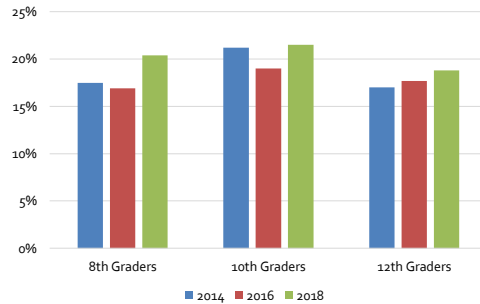


Percent of 6th Grade Students Who Answered Yes to the Question "Have you ever seriously thought about killing yourself?"



Data Source: Washington State Healthy Youth Survey, 2014-2018

Percent of NCW 8th, 10th, 12th Grade Students Who Answered Yes to the Question "During the past 12 months, did you ever seriously consider attempting suicide?"

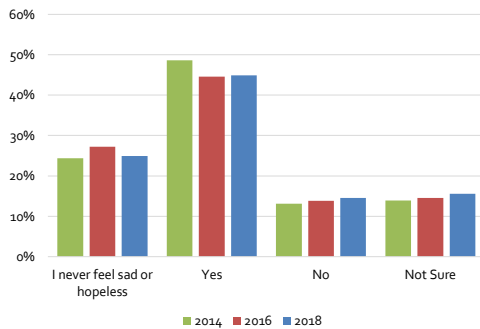


Data Source: Washington State Healthy Youth Survey, 2014-2018

Access to Behavioral Health

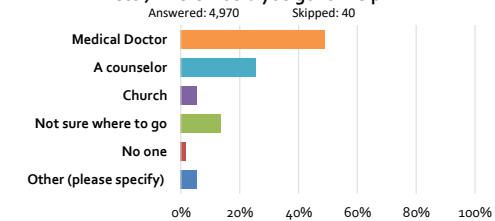


Percent of NCW 8th Grade Student Responses to the Question "When you feel sad or hopeless, are there adults that you can turn to for help?"



Data Source: Washington State Healthy Youth Survey, 2014-2018

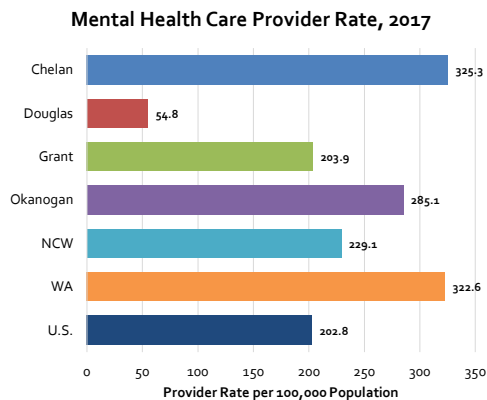
Q7 If you or someone in your community had a mental health problem (anxiety, depression, etc.) where would you go for help?



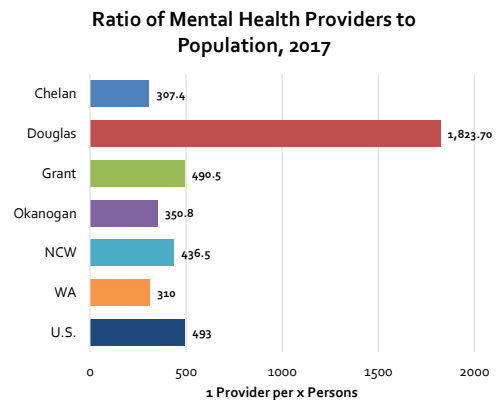
Answer Choices	Responses	Count
Medical Doctor	48.90%	2,450
A counselor	25.67%	1,286
Church	5.47%	274
Not sure where to go	13.53%	678
No one	1.70%	85
Other (please specify)	5.37%	269
Total Respondents:	4,970	

Data Source: Community Voice Survey, 2019

Access to Behavioral Health



Source: CARES Engagement Network
Data Source: University of Wisconsin Population Health Institute, County Health Rankings. 2017.



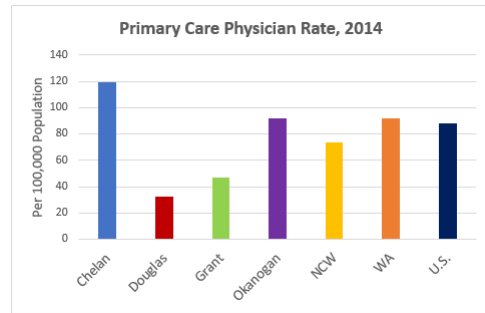
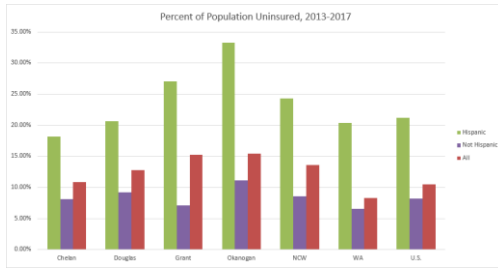
Source: CARES Engagement Network
Data Source: University of Wisconsin Population Health Institute, County Health Rankings. 2017.

Access to Behavioral Health



- Previous CHNAs
 - 2013: Mental Health was chosen as one of the four community health needs
 - 2016: Mental Health Care Access was chosen as one of the four community health needs
- Community Voice Survey
 - One of the top 3 "Health Problems" – Mental health problems

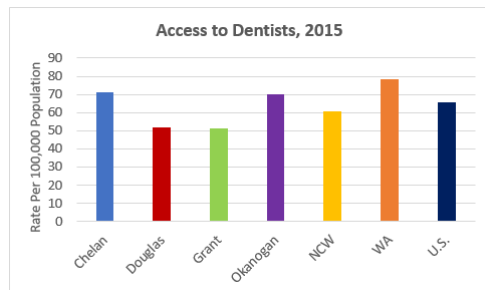
Access to Care



Source: CARES Engagement Network
Data Source: U.S. Census Bureau, 2013-2017 American Community Survey 5-Year Estimates

Source: CARES Engagement Network
Data Source: US Department of Health & Human Services, Health Resources and Services Administration, Area Health Resource File. 2014

Access to Care



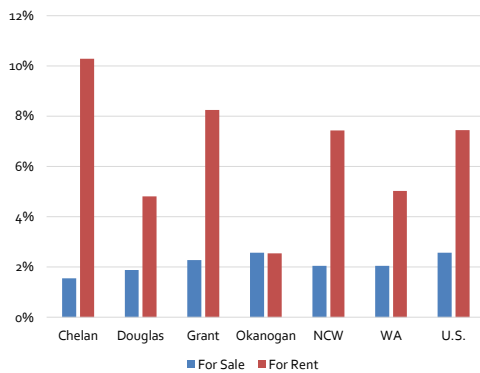
- Previous CHNAs
 - 2013: Access to Healthcare was chosen as one of the four community health needs
 - 2016: Access to Care was chosen as one of the four community health needs

Source: CARES Engagement Network
Data Source: US Department of Health & Human Services, Health Resources and Services Administration, Area Health Resource File. 2015

Affordable Housing

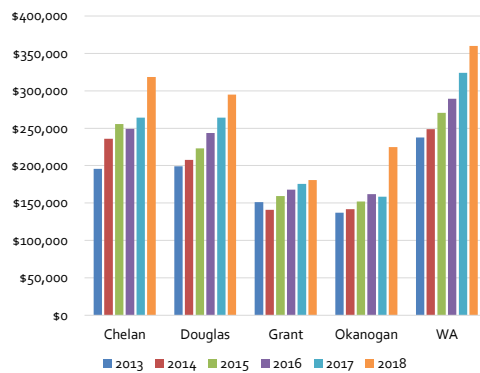


Vacant Housing Units, 2013-2017



Source: CARES Engagement Network
 Data Source: US Census Bureau, American Community Survey, 2013-2017

Median Resale Price, 2013-2018

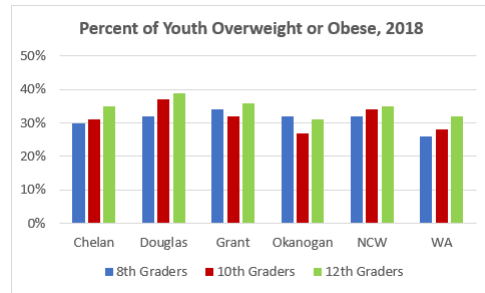
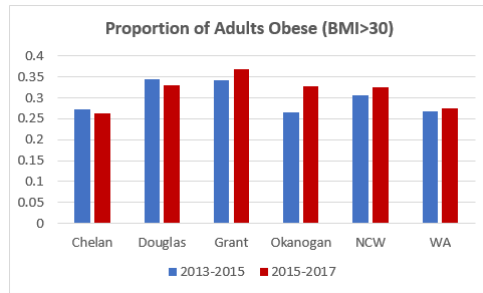


Data Source: University of Washington, Runstad Department of Real Estate, Washington State Housing Market, 2013-2018

Affordable Housing

- Community Voice Survey
 - One of the top 3 "Quality of Life" responses – Affordable housing
- Focus Groups

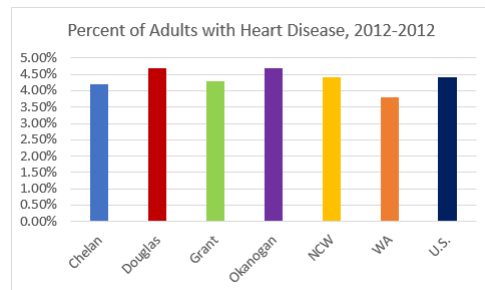
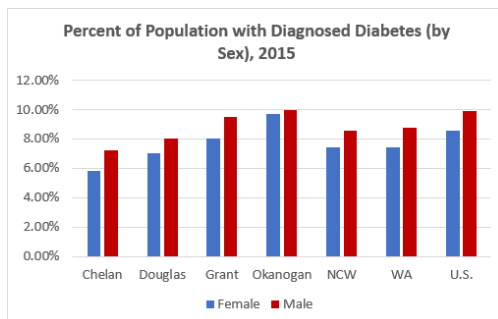
Chronic Disease



Data Source: Behavioral Risk Factor Surveillance System (BRFSS) 2012-2017. Washington State Department of Health, Center for Health Statistics, Community Health Assessment Tool (CHAT).

Data Source: Washington State Healthy Youth Survey, 2018

Chronic Disease



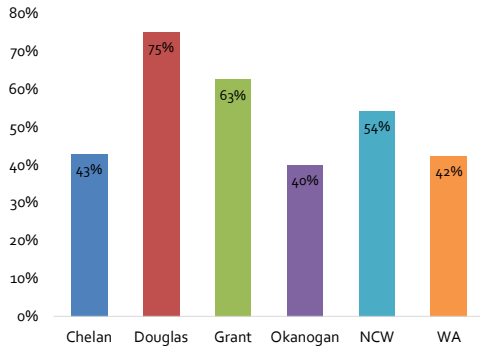
Source: CARES Engagement Network
Data Source: Centers for Disease Control and Prevention, National Center for Chronic Disease Prevention and Health Promotion, 2015

Source: CARES Engagement Network
Data Source: Centers for Disease Control and Prevention, Behavioral Risk Factor Surveillance System. Additional data analysis by CARES. 2011-12.

Diet/Nutrition

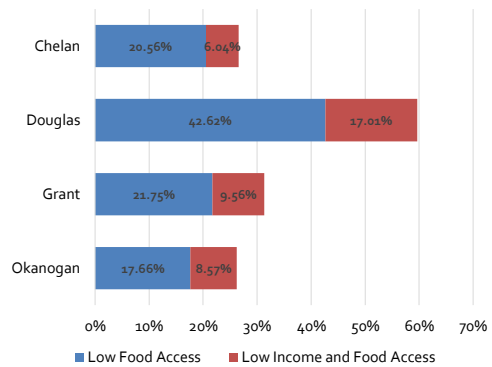


**Neighborhoods with in Food Desert
Census Tracts, 2015**



Source: CARES Engagement Network
Data Source: US Department of Agriculture, Economic Research Service, USDA - Food Access Research Atlas, 2015

Low Food Access, 2015

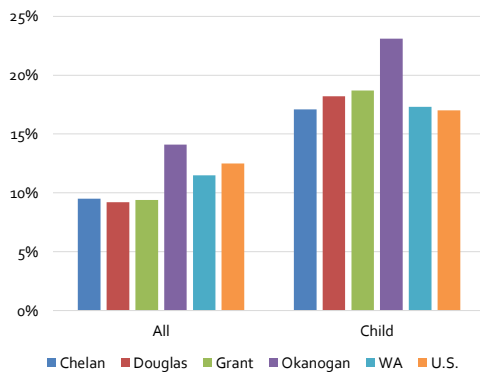


Data Source: US Department of Agriculture, Economic Research Service, Food Environment Atlas, 2015

Diet/Nutrition

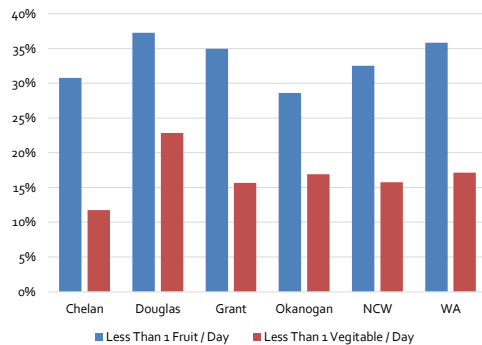


Food Insecurity Rate, 2017



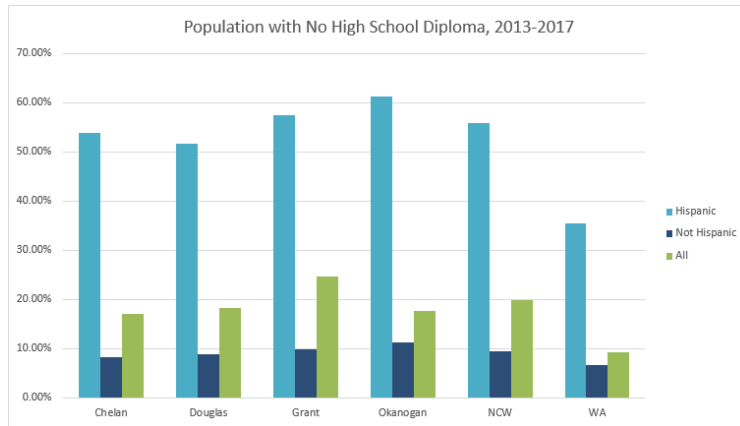
Data Source: Feeding America, 2017

**Percent of Adults with Inadequate
Fruit/Vegetable Consumption, 2013 & 2015**



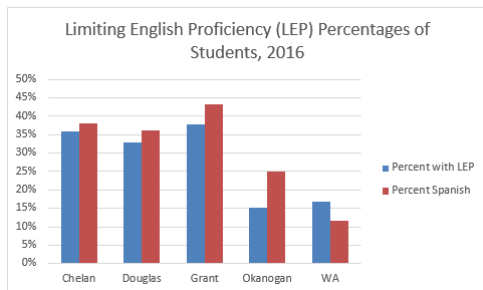
Data Source: Behavioral Risk Factor Surveillance System (BRFSS) 2012-2017.
Washington State Department of Health, Center for Health Statistics, Community Health Assessment Tool (CHAT).

Education

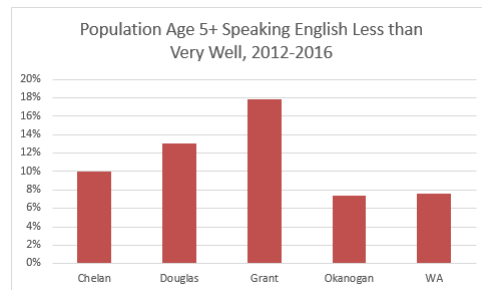


Source: CARES Engagement Network
 Data Source: U.S. Census Bureau, 2013-2017 American Community Survey 5-Year Estimates

Education



Data Source: Washington Tracking Network, Washington State Department of Health. Web. "Limited Language Proficiency". Data obtained from Washington State Office of Financial Management. Published September 2017.



Data Source: Washington Tracking Network, Washington State Department of Health. Web. "Population Age 5+ Speaking English Less than Very Well". Data obtained from US Census American Community Survey, 2017.

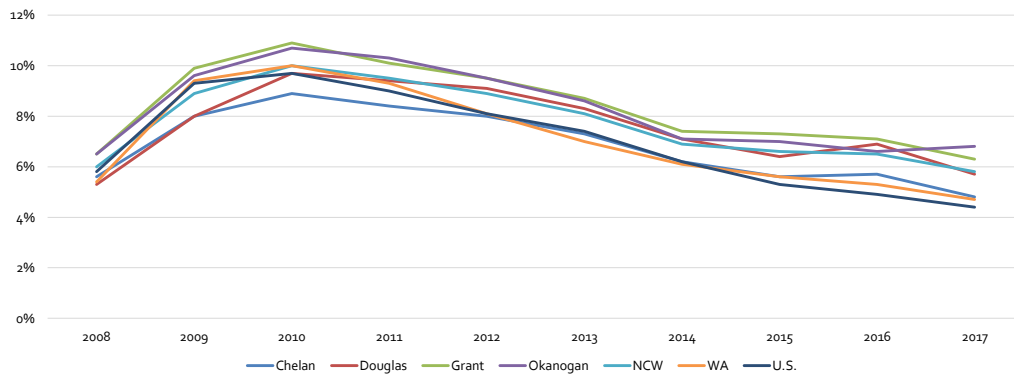
Education

- Previous CHNAs
 - 2016: Education was chosen as one of the four community health needs
- Focus Groups

Employment

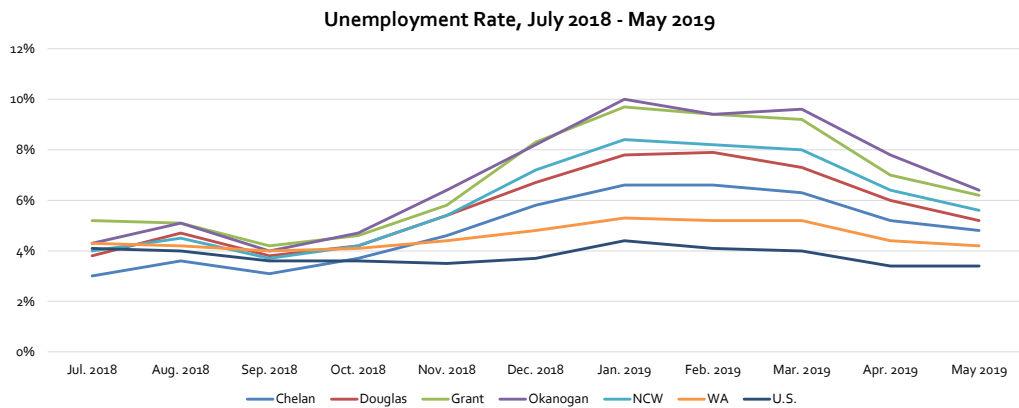


Unemployment Rate, 2008-2017



Source: CARES Engagement Network
Data Source: US Department of Labor, Bureau of Labor Statistics. 2019

Employment



Source: CARES Engagement Network
 Data Source: US Department of Labor, Bureau of Labor Statistics. 2019

Employment

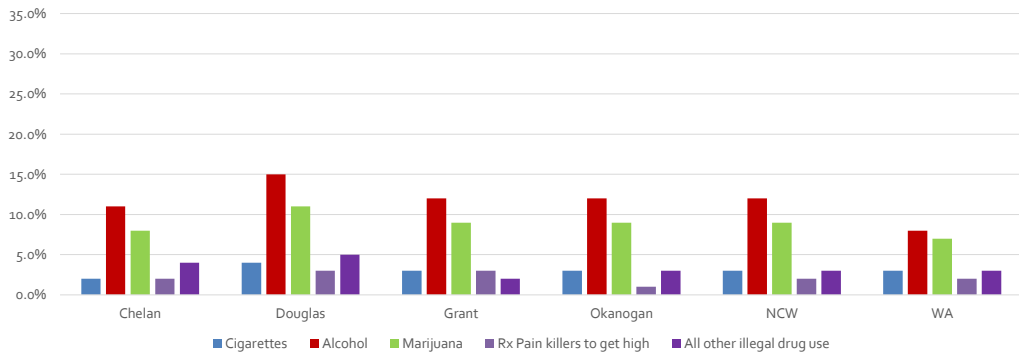


- Community Voice Survey
 - One of the top 3 "Quality of Life" responses – Good Jobs

Substance Use



Substance Use Among 8th Graders, 2019 (Past 30 Days)

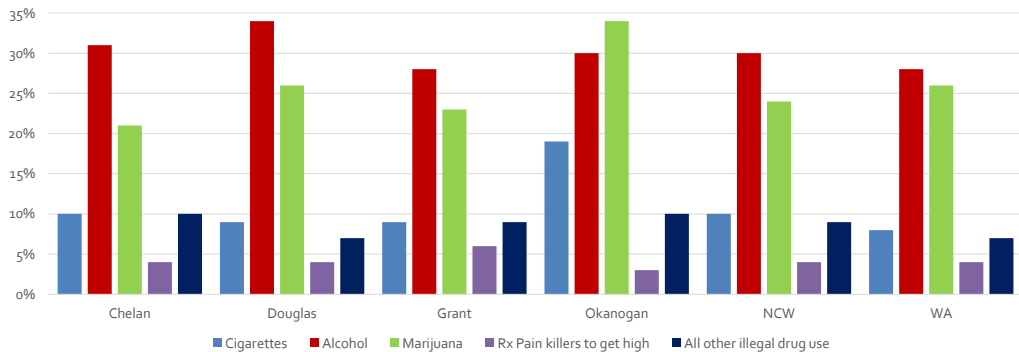


Data Source: Washington State Healthy Youth Survey, 2018

Substance Use



Substance Use Among 12 Graders, 2019 (Past 30 Days)

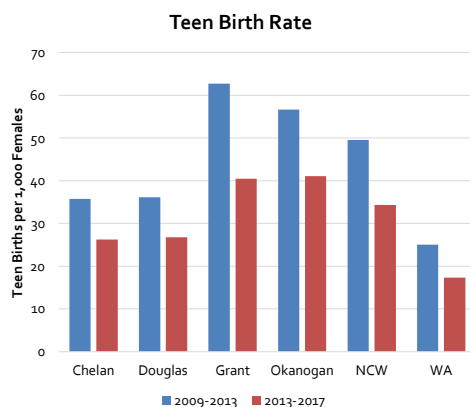


Data Source: Washington State Healthy Youth Survey, 2018

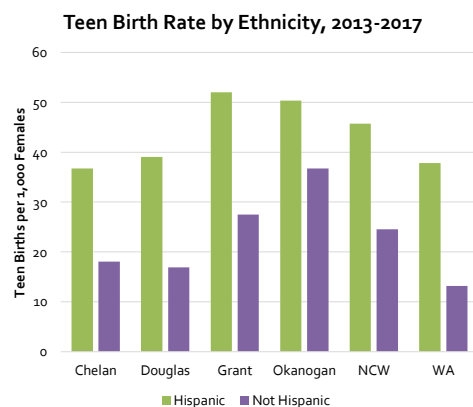
Substance Use

- Community Voice Survey
 - One of the top 3 “Unhealthy Behaviors” – (both) Drug abuse, Alcohol abuse
 - One of the top 3 “Health Problems” – Opioids

Teen Pregnancy

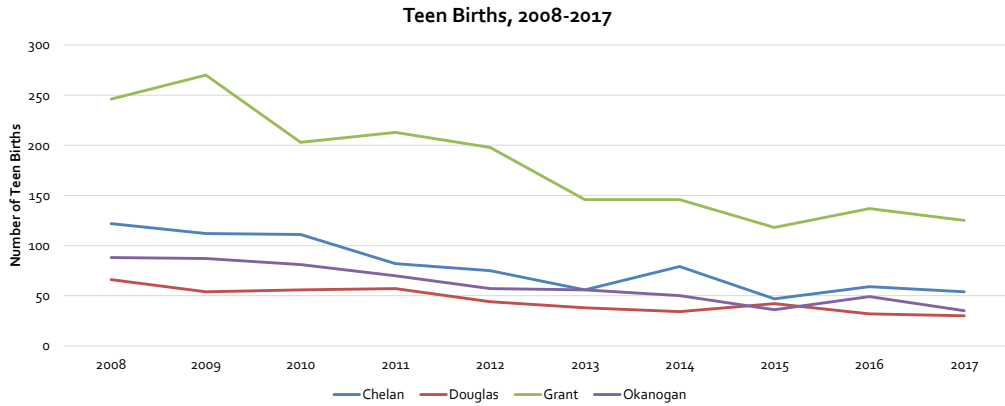


Data Source: Washington State Department of Health, Center for Health Statistics Birth Certificate Data, 1990–2017, Community Health Assessment Tool (CHAT), November 2018.



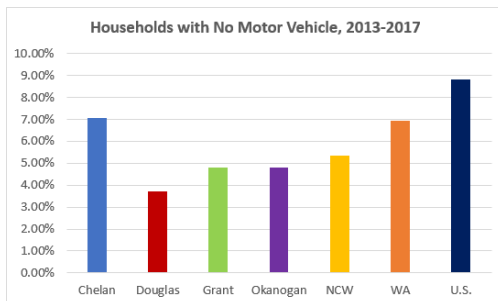
Data Source: Washington State Department of Health, Center for Health Statistics Birth Certificate Data, 1990–2017, Community Health Assessment Tool (CHAT), November 2018.

Teen Pregnancy



Data Source: Washington State Department of Health, Center for Health Statistics Birth Certificate Data, 1990–2017, Community Health Assessment Tool (CHAT), November 2018.

Transportation



- Focus Group
- Other Community Need Assessments

Source: CARES Engagement Network
 Data Source: U.S. Census Bureau, 2013-2017 American Community Survey 5-Year Estimates



Questions

Regional Report- Out & Consensus Workshop

Agenda



2019 Community Health Needs Assessment North Central Washington Report-Out & Consensus Workshop

Thursday, September 12, 2019 • 10:00AM – 2:00PM
Chelan District Learning Center • 303 E Johnson, Chelan, WA

PURPOSE: to prioritize the health needs for North Central Washington

OBJECTIVES:

- To share the 2019 CHNA process and 10 potential needs
- To vote on the top needs for North Central Washington
- To discuss how to address the needs sharing agency/region successes

AGENDA:

10:00AM – Welcome, Housekeeping, & Overview of the Day
10:15AM – Ice Breaker
10:30AM – 2019 CHNA Presentation
11:45AM – Voting
12:00PM – Lunch
12:30PM – Present Prioritized Needs
12:35PM – Group Discussion
1:50PM – Wrap Up/Closing Remarks
2:00PM – Adjourn

Regional Report-Out & Consensus Workshop



Priority Voting

Discussion: What do we do in the case of a tie?

- Impact of the health need (3)
 - The needs that have the greatest impact on our community
- Do ability (3)
 - The needs that are the most feasible to address
- Personal Preference (1)
 - The need you would like to see as a priority focus area
- *Each organization has one vote*

Regional Report-Out & Consensus Workshop



Group Discussion – 2019 CHNA Presentation Table Discussion

Purpose: To better inform voting

Time: Approximately 5 minutes

Steering Committee Discussion: How should the table discussions go?

Draft Questions

- Did any data or information stick out to you?
- How does this need impact the region?
- How feasible is it to address this need?

Regional Report-Out & Consensus Workshop



Group Discussion – Prioritized Needs

Purpose: To discuss how to address the prioritized needs

Time: Approximately 75 minutes

Steering Committee Discussion: How should group discussion be formatted?

Draft Questions

- What successes have we had addressing X?
- What opportunities are there to address X?
- What are some threats to addressing X?
- How can we use our successes or strengths to take advantage of the opportunities? Use our strengths to combat the threats?

Regional Report-Out & Consensus Workshop



Invites

- Fill out the SurveyMonkey by Friday, September 6

Next Steps

Discussion: Would you like to have Steering Committee meetings in September and October?

September	
ACTIONS	MEETINGS
<ul style="list-style-type: none"> Hold Regional Report-Out and Consensus Workshop Update Edit CHNA Report 	Regional Report-Out and Consensus Workshop Steering Committee <ul style="list-style-type: none"> Regional Report-Out and Consensus Workshop Update Review CHNA Report
October	
ACTIONS	MEETINGS
<ul style="list-style-type: none"> Complete CHNA Report 	Steering Committee Meeting <ul style="list-style-type: none"> Confirm CHNA Report

Next Meeting

Click [HERE](#)