

Chelan-Douglas CHI

July 8, 2020



Agenda

- **Introductions** (full name & organization) **and icebreaker**
 - Question: Would you prefer to be relaxing by the water or exploring in the mountains?
- **Updates**
- **Local Impact of COVID-19**
- **Meeting adjourned**



Updates

- Charge of the CHI
- NCACH Board
- Recap of June CHI Meeting

The Charge:

The mission of the Chelan-Douglas Coalition for Health Improvement (“Coalition”) is to foster authentic community engagement, create an ongoing pathway for gathering input from diverse groups of community members, and identify local projects that could support the overall goals of the Medicaid Transformation Project.



NCACH Board Updates

- Retreat recap from 6/12
- Next board meeting on Zoom is 7/13



Recap of June CHI Meeting

- Definitions and local data of food insecurity and food deserts
- Updates from Wenatchee Valley College, Garden Terrace and First United Methodist Church
- Continue food insecurity at the August CHI Meeting



Purpose of today's meeting:

Purpose: Landscape from diverse groups to gather information on the acute and long-term impacts that COVID-19 has on our community.



Impact of COVID-19

- CVCH
- Confluence Health
- Chelan Douglas Health District
- EMS
- City of East Wenatchee
- WVC: Business and Industry



Economic Update for CHI

July 8, 2020

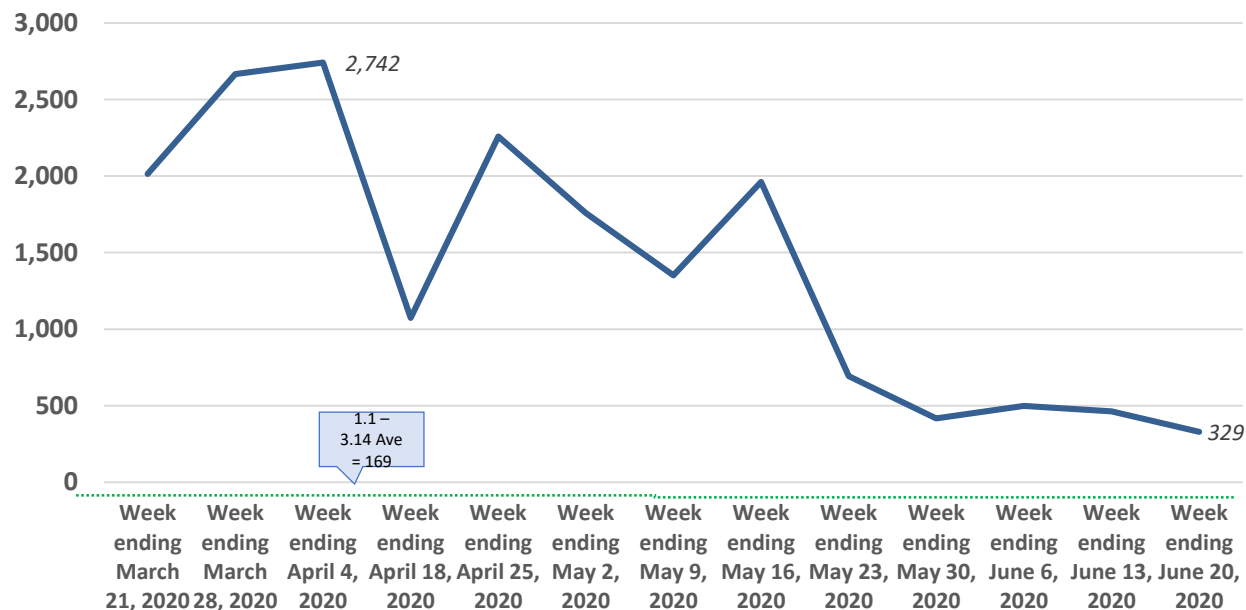
Data Source Credits:



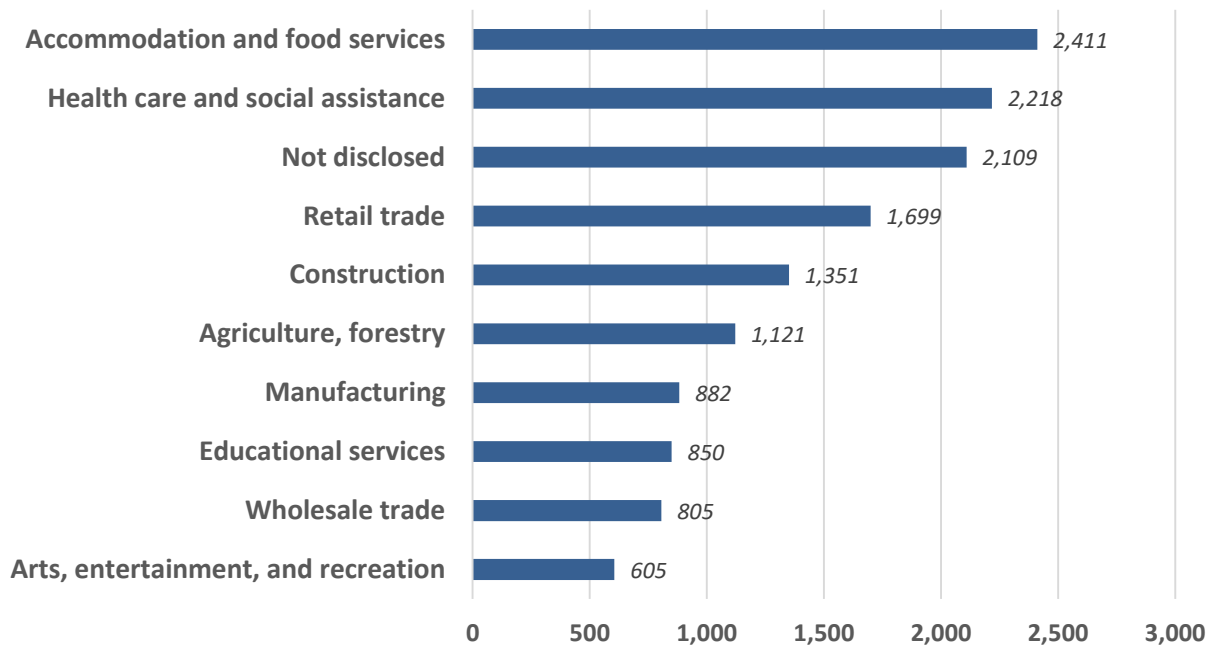
Interpretation of initial claims in the 2 counties

- Initial claims usually seen as a leading indicator of economic activity
- Distribution of initial claims by sector is centered in hospitality, healthcare & retail
- Regard the distribution as a ranking and not a completely accurate count by sector
- Weeks ending May 9th and 16th are considered the ones where fraudulent claims were in the total; waiting revisions

Weekly initial claims for unemployment insurance in the Counties – continued decline from the peak – w/ (downward) revisions likely



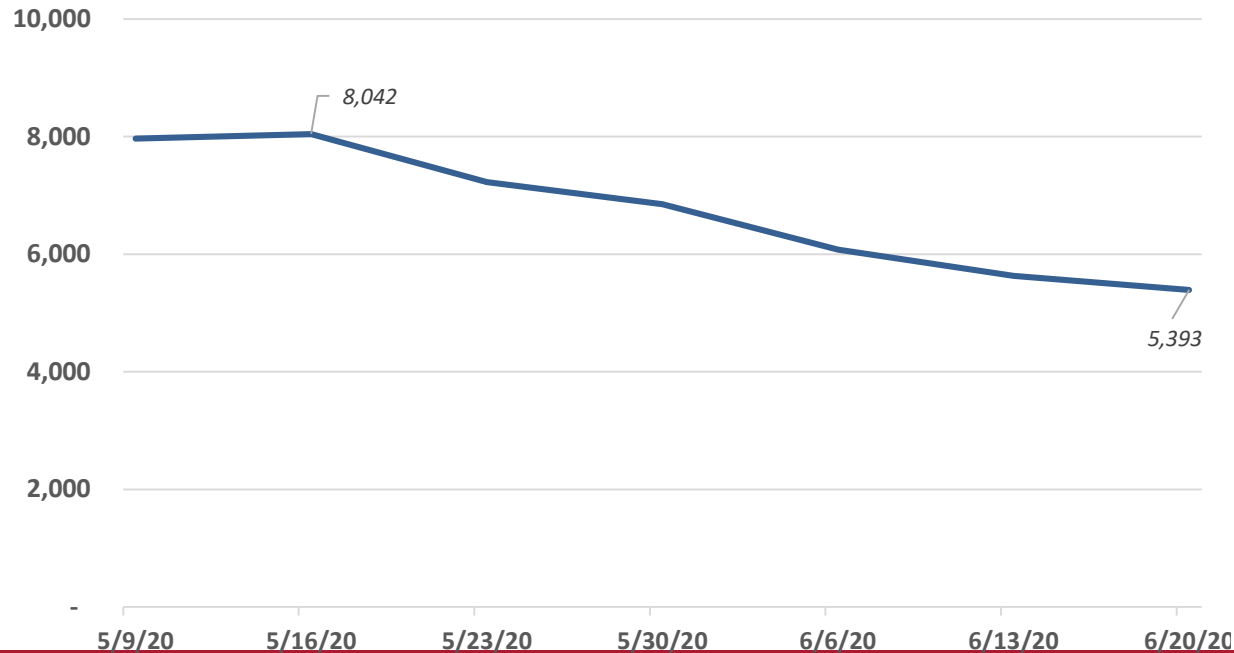
Cumulative initial unemployment claims by 2-digit NAICS sector(3.26 -6.20): Top 10 sectors



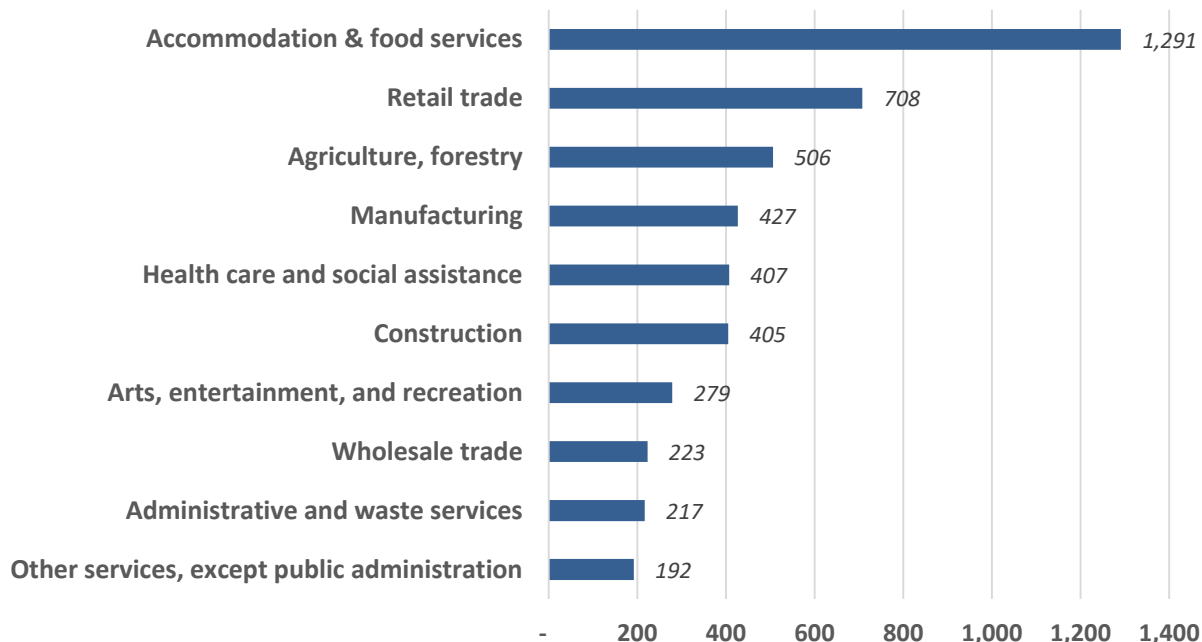
Comments to the recent experience in Continuing claims in Chelan & Douglas Counties

- Unlike Initial claims, Continuing claims do not contain any CARES Act-related workers
 - Recall that the CARES Act pays benefits, for a limited time, to sole proprietors and independent contractors
- Continuing series also does not contain any fraudulent claims
- Sectors with the largest drops have been: healthcare, retail & agriculture
 - Declines in Education sector appear to be category shift by ESD (“data artefact”)

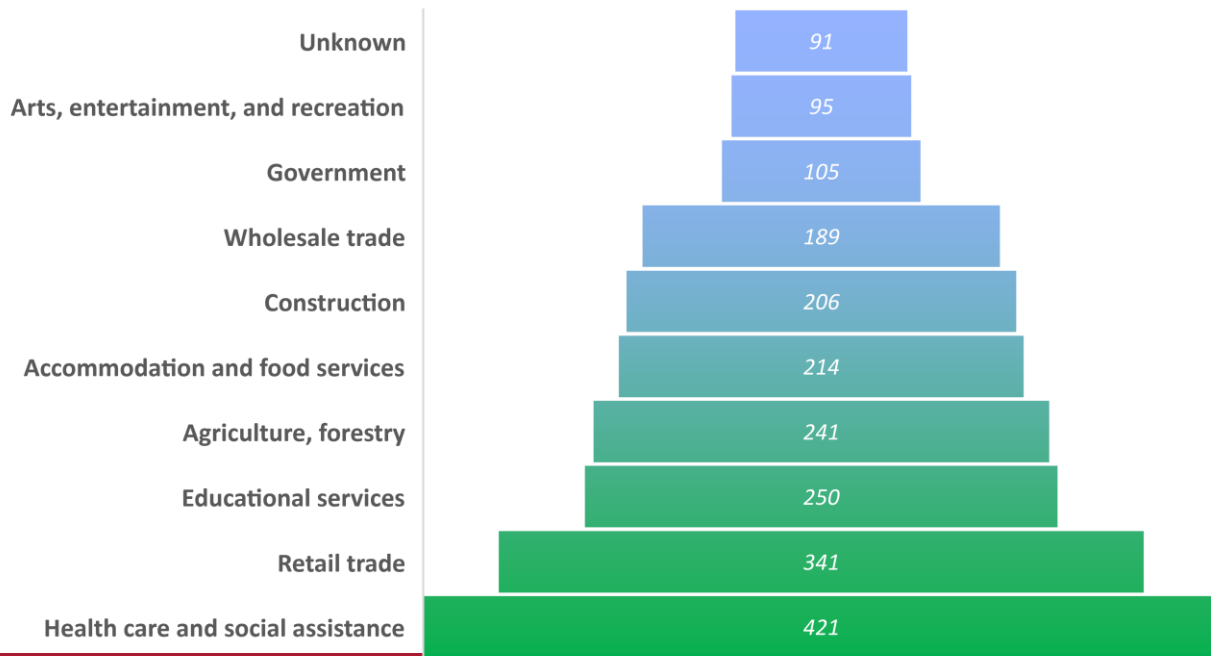
Continuing claims for unemployment insurance in the 2 counties: substantial progress but still very high



Continuing claims for unemployment insurance in 2 counties – by 2-digit NAICS sectors (as of June 20)



What sectors have shown the greatest reductions? Drop in continuing claims between 6.20 and 5.16 peak



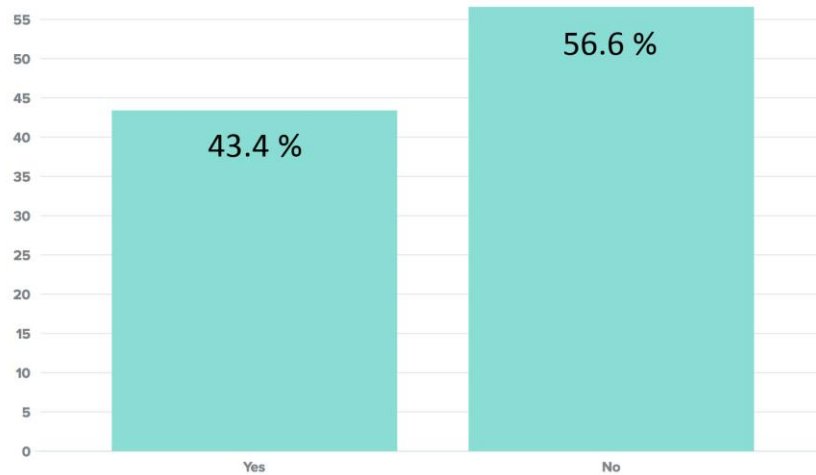
OVERVIEW OF THE SURVEY

- Meant to measure impact of COVID-19 on economic and social well-being of residents and to seek ideas to help in the recovery of the region
- Conducted May 13-27, 2020
- 24 questions
- 607 respondents
- 72 percent from Wenatchee and East Wenatchee areas
- 25.4 self-identified as Latino/Hispanic

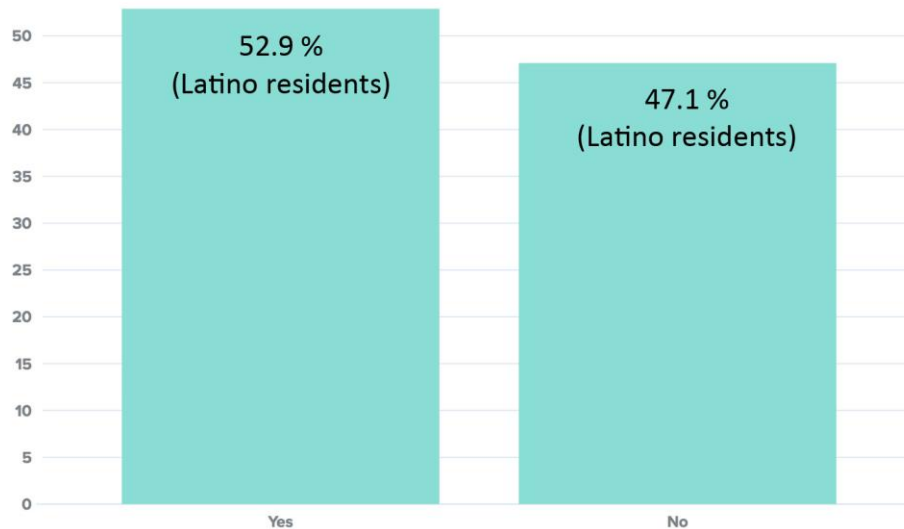


KEY SURVEY FINDINGS

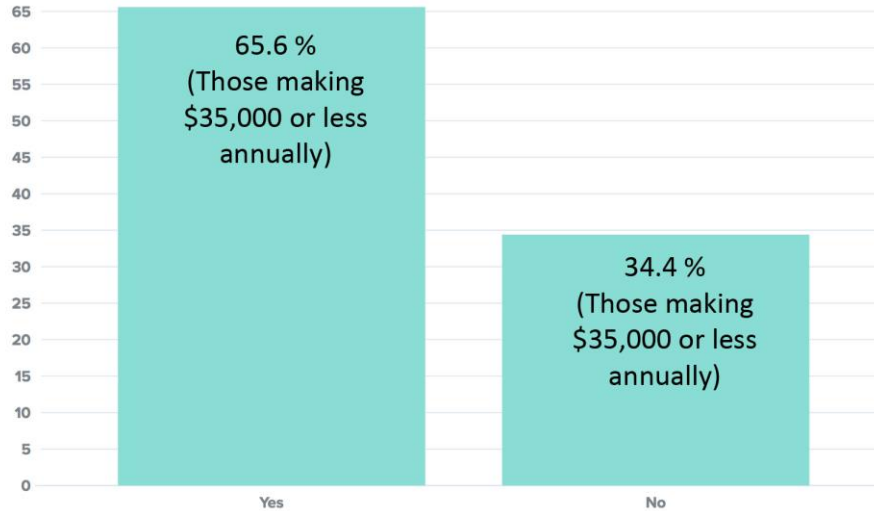
If you were a member of the work force on March 1, have you lost work hours or a job since then due to the coronavirus crisis?



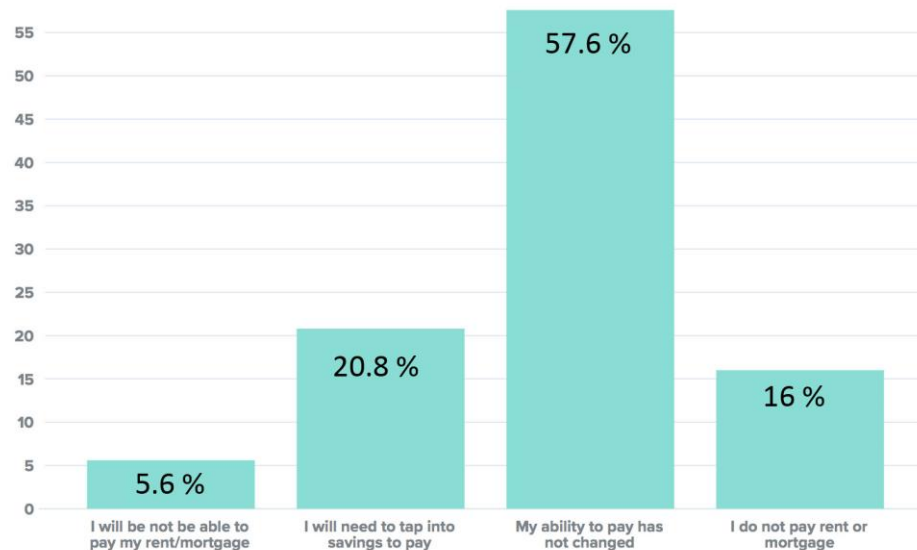
If you were a member of the work force on March 1, have you lost work hours or a job since then due to the coronavirus crisis?



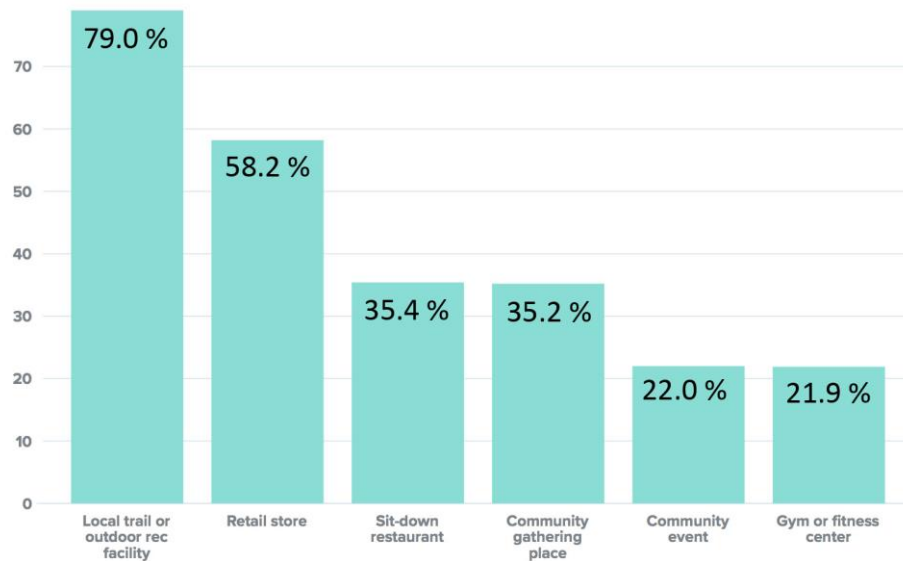
If you were a member of the work force on March 1, have you lost work hours or a job since then due to the coronavirus crisis?



How would you describe your ability to pay rent or mortgage in June 2020 as a result of the coronavirus crisis?



How soon will you visit the following places within 1 month of their reopening?

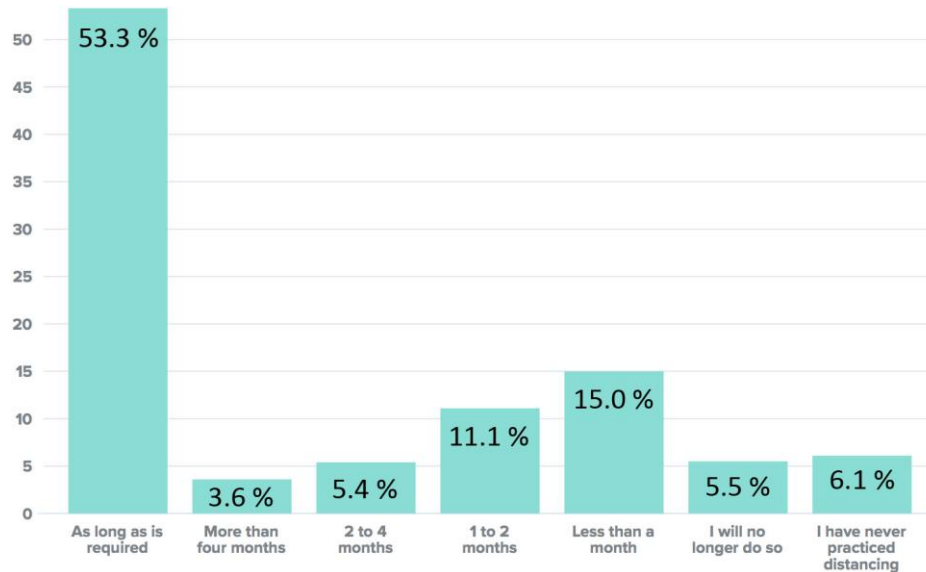


How much longer are you willing and/or able to practice physical and social distancing?



How much longer are you willing and/or able to practice physical and social distancing?

Among those who have lost work hours or a job since March 1



Q1 Please tell us what industry category best fits your business:

Agriculture - Including Wineries	3.79%	5
Automotive	2.27%	3
Business Support & Supplies	0.76%	1
Computers & Electronics	1.52%	2
Construction & Contractors	3.03%	4
Education	2.27%	3
Events & Digital Services	0.76%	1
Food & Dining - including catering	9.09%	12
Health & Medicine	8.33%	11
Home & Garden	1.52%	2
Hospitality	7.58%	10
Legal & Financial	6.82%	9
Manufacturing, Wholesale, Distribution Merchants (Retail)	3.03%	4
Nonprofit	6.82%	9
Personal Care & Services	1.52%	2
Real Estate	3.79%	5
Retail	10.61%	14
Travel & Transportation	0.76%	1
Other (please specify)	25.76%	34

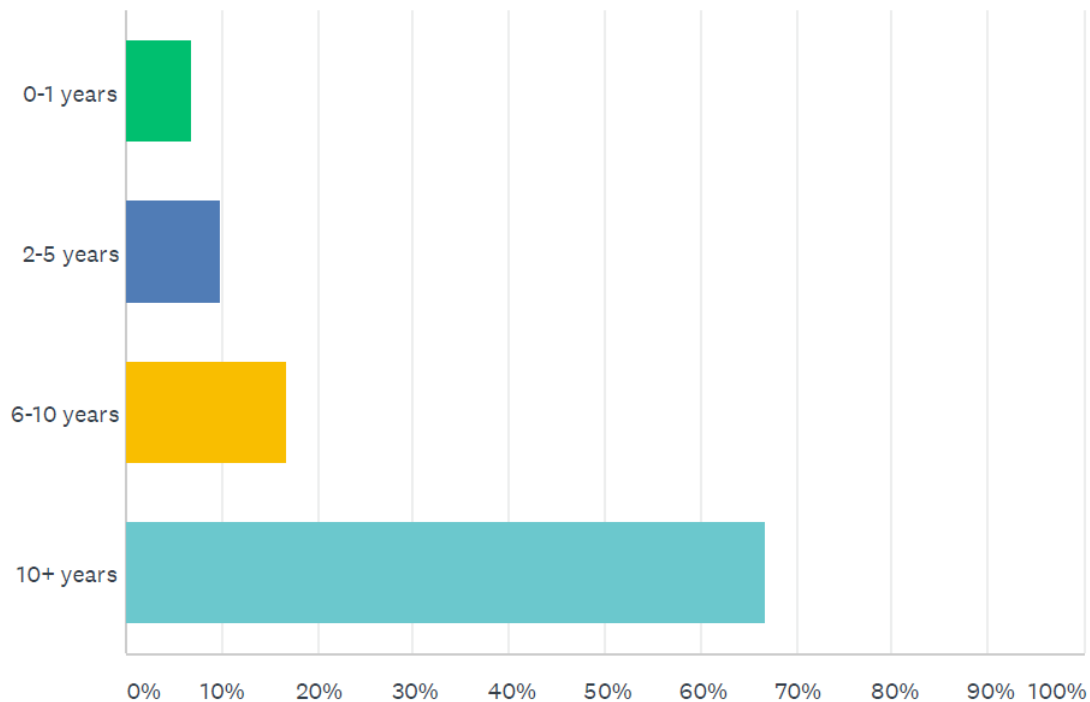
Q1 Please tell us what industry category best fits your business:

#	OTHER (PLEASE SPECIFY)
1	Gym
2	Consulting
3	online services
4	Conventions and conferences.
5	Gym
6	Government
7	media, marketing, events and advertising
8	Wine
9	Pets services and pet retail
10	Design,marketing
11	Art Gallery
12	Pet Services
13	Medicare Insurance
14	pre school, licensed day care
15	Technology

17	Pet supply and grooming
18	Engineering and Land Surveying
19	Franchise broker/career coaching
20	Gym
21	Direct Mail Marketing
22	Employment services
23	Insurance
24	Outdoor Recreation
25	Business Consulting
26	Financial - Money Services
27	Florist and designer
28	Radio Broadcasting
29	Marketing
30	Financial Services

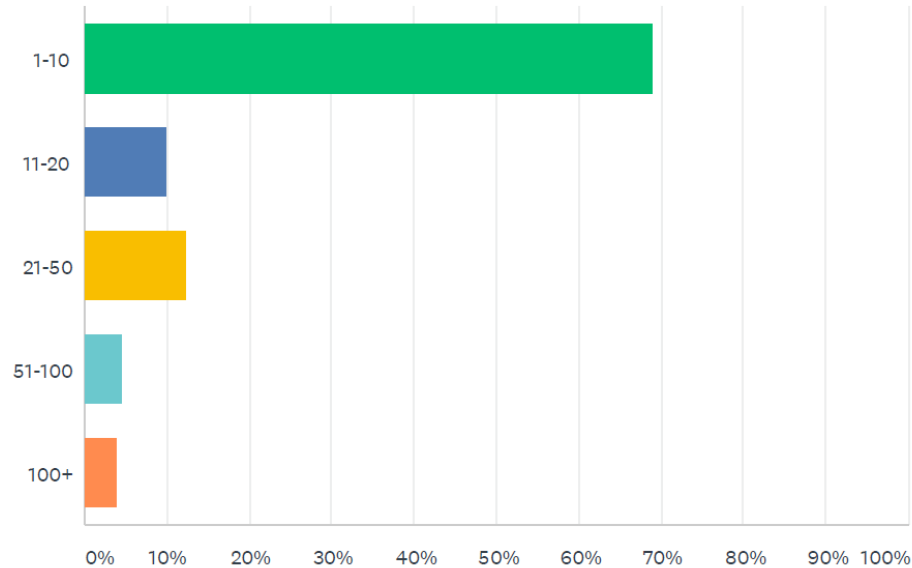
Q2 How long have you been in business?

Answered: 132 Skipped: 1



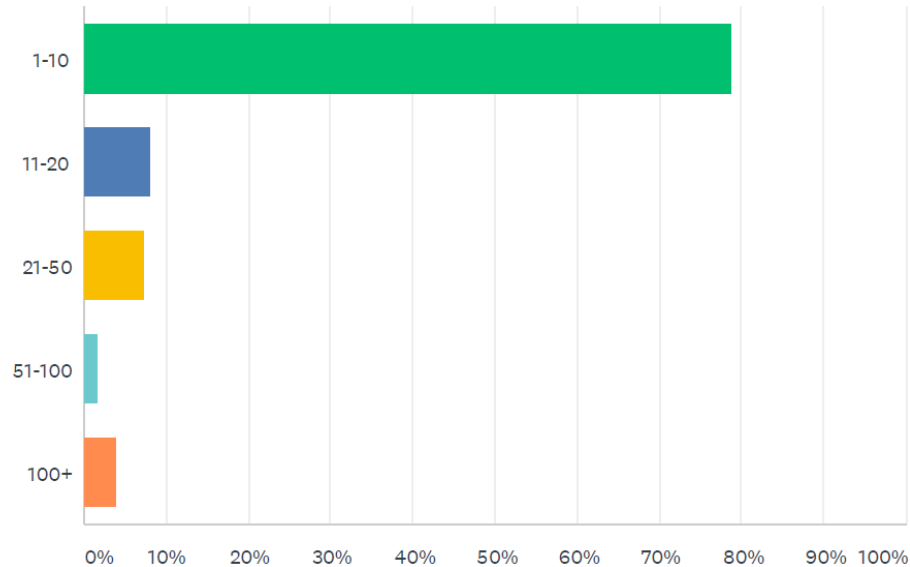
Q3 How many people did you employ full-time prior to March 1, 2020?

Answered: 129 Skipped: 4



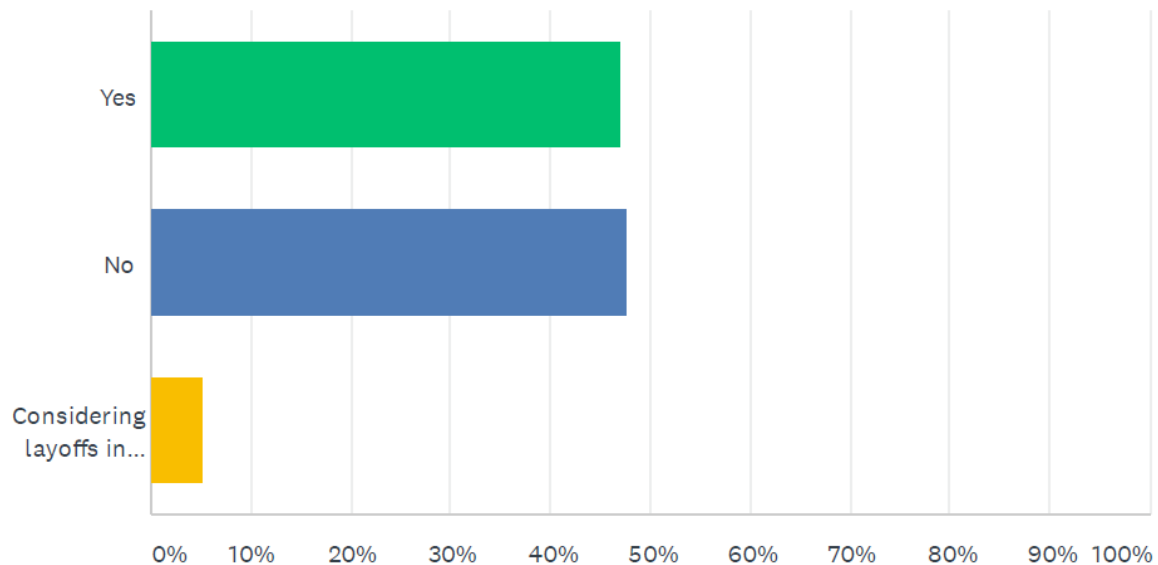
Q4 How many people did you employ part-time prior to March 1, 2020?

Answered: 123 Skipped: 10



Q5 Has your business laid off employees?

Answered: 132 Skipped: 1



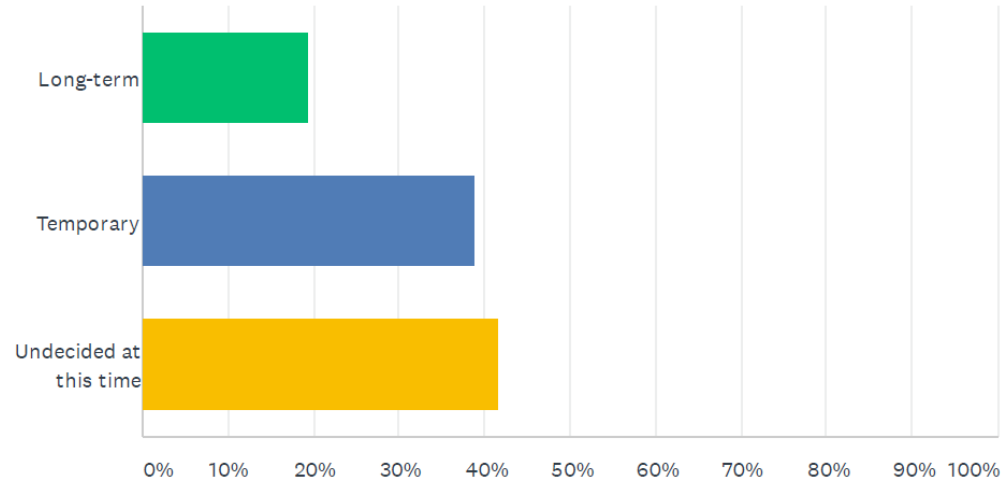
#	RESPONSES
1	From 3/16-6/13 all we're laid off, everyone, now we have almost all back, except 2 refused to take jobs back.
2	10 FTE, 5 PTE
3	4 FTE, 1 PTE
4	6
5	2 FTE 2PTE
6	5 FTE, 40 PTE
7	0
8	10 to 15
9	0
10	2 FTE, 6PTE
11	We layed off 16 people total. We have brought back 10 people so far. None are back up to full time.
12	1
13	2 FTE
14	7 PTE
15	2
16	2

42	considering only: 1FT, 1PT
43	1fte, 8pte
44	42 FTE, 3 PTE
45	4 FTE
46	1
47	4
48	4 FTE
49	30
50	110
51	1 FTE, 4PTE
52	1 FTE 5 PTE
53	17 FTE
54	All. 1 PTE. 13 FTE. They are working only 1/2 time right now. One week on and one week off.

61	27 FTE 36 PTE
62	10 FTE
63	3ft, 8pt
64	6
65	None
66	I am the only employee
67	55 PTR
68	2
69	4
70	2FTE, 2PTE
71	85FTE
72	-
73	0
74	2 FTE, 1 PTE

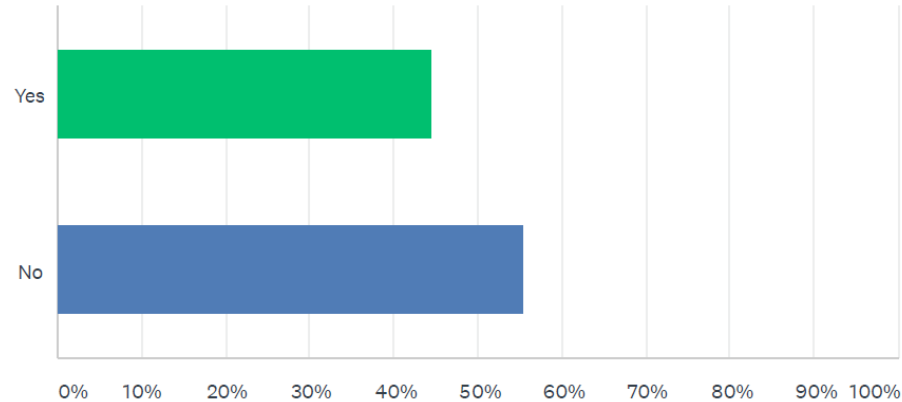
Q7 Are these layoffs temporary (3 months or less), or long term (more than 3 months)?

Answered: 77 Skipped: 56



Q8 Has your company implemented a work-from-home or similar policy because of the COVID-19 outbreak?

Answered: 130 Skipped: 3

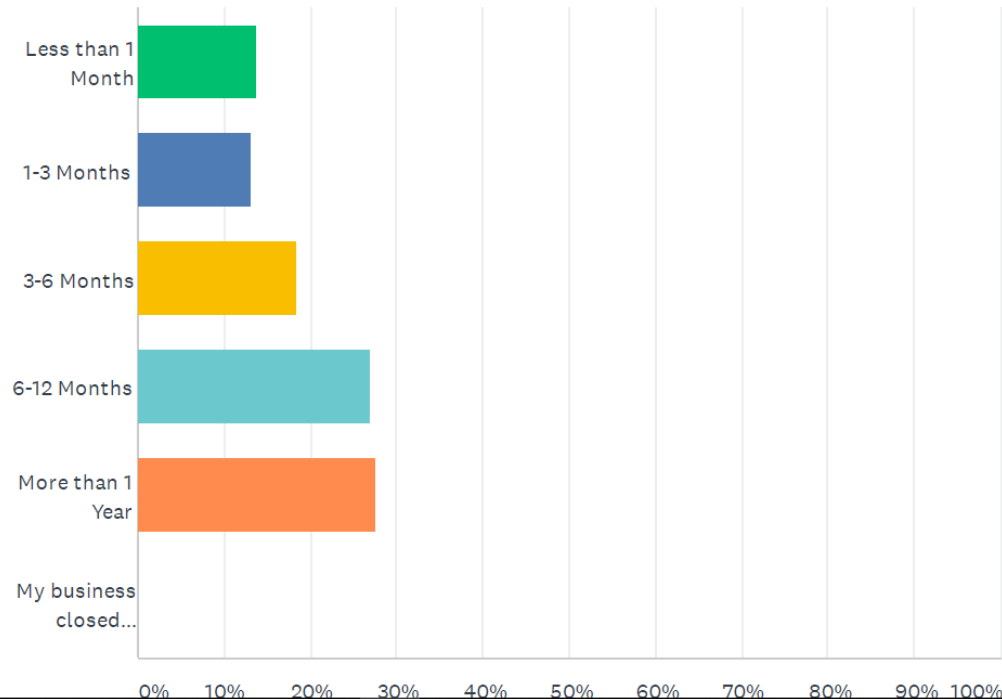


Q9 Please estimate any revenue decline you have noticed since March 1, 2020?

ANSWER CHOICES	RESPONSES	
0%	15.27%	20
>10%	4.58%	6
10-20%	9.92%	13
21-30%	8.40%	11
31-40%	8.40%	11
41-50%	6.87%	9
51-60%	7.63%	10
61-70%	3.82%	5
71-80%	4.58%	6
81-90%	9.16%	12
91-100%	21.37%	28
TOTAL		131

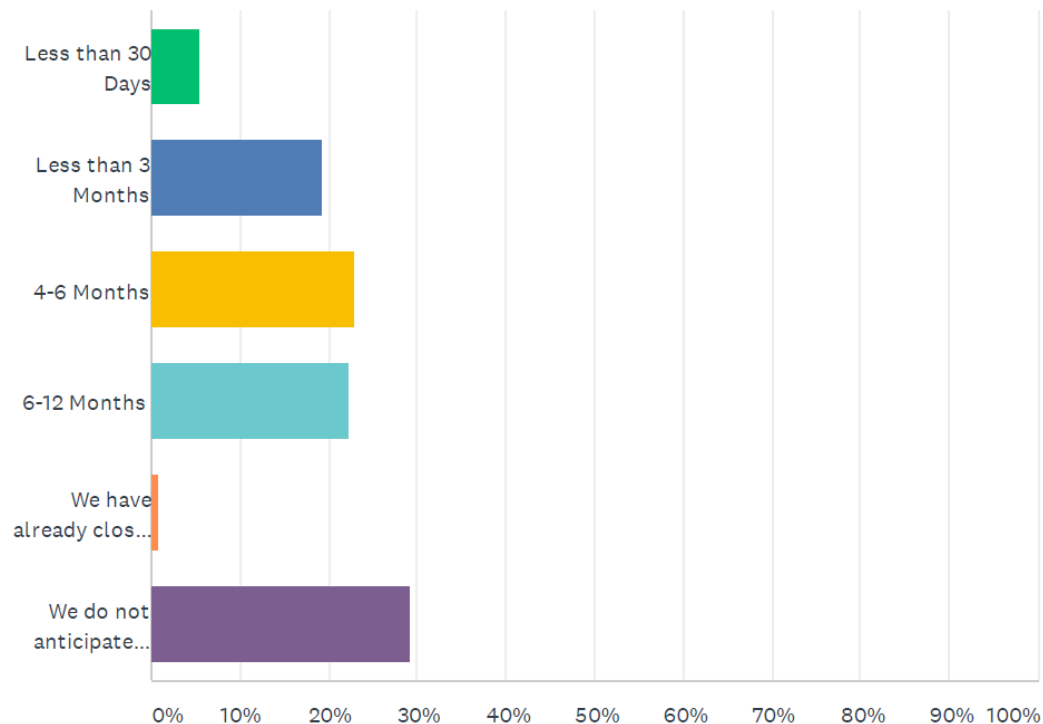
Q11 Looking to the future, how long do you think it would take your business to get back to “business as usual”?

Answered: 130 Skipped: 3



Q16 How long can your business sustain operations in this current economic climate without financial assistance?

Answered: 130 Skipped: 3



Questions & Discussion



Breakout Groups

- What is on the horizon?
- What can the CHI do to help address or mitigate some of the impacts they see or anticipate as a result of COVID-19?



Thank you for attending!

